


# How to terminate The GameChanger OSP Shielded Cable




Strip and remove about 4" of the outer jacket. This seems like too much, but will be important for the drain wire.



Peel back the foil shield.




Trim the foil shield so that you have just enough foil to be covered by the metal wings of the connector.




Wrap the drain wire around the foil shield. Wrap the coil tight enough so that you stay within the area of the wings.




Strip and remove 3 1/2" of inner jacket. The aim is to leave enough of the inner jacket to fit inside the connector.




The inner jacket should be able to enter the connector and extend to where the crimp will hold it in place.




Wipe off the waterproofing gel with a paper towel. Trim the conductors.




Insert cable into boot. Pull or twist boot back behind the foil and drain wire.




Bend the metal wings back to allow for more space to insert the cable.




Insert the conductors through the end of the connector.




Using the Platinum Tools EXO Crimp Tool, crimp the connector.




Wrap the metal wings around the foil shield and drain wire to assure a ground contact.



Be sure the inner jacket is visible in the crimp window.




Pull/twist the boot back up the cable as high as it will go.



Congrats, you're finished!

The "wings" of the connector provide the path to ground. To ensure a proper contact make sure the drain wire is long enough to wrap around the foil 2-3 times.

Don't strip the inner jacket back to the same point as the outer jacket. Leave about 1/2" of inner jacket available to be inserted into the connector. The crimp process will push a plastic portion of the connector down into this inner jacket to ensure a tight connection. Without the inner jacket in place the crimp could inadvertently push up against the conductors causing a bad connection.



**Part Numbers:**  
GameChanger OSP Shielded  
258340804

**Paige HQ:**  
200 Sheffield St., Suite 302  
Mountainside, NJ 07092  
888.423.8947

[paigedatacom.com/gamechanger](http://paigedatacom.com/gamechanger)